GAME MANUAL
MANUEL DE JEU
SPIELHANDBUCH

MANUALE GIOCO
MANUAL DEL JUEGO

BASKETBRAWL™

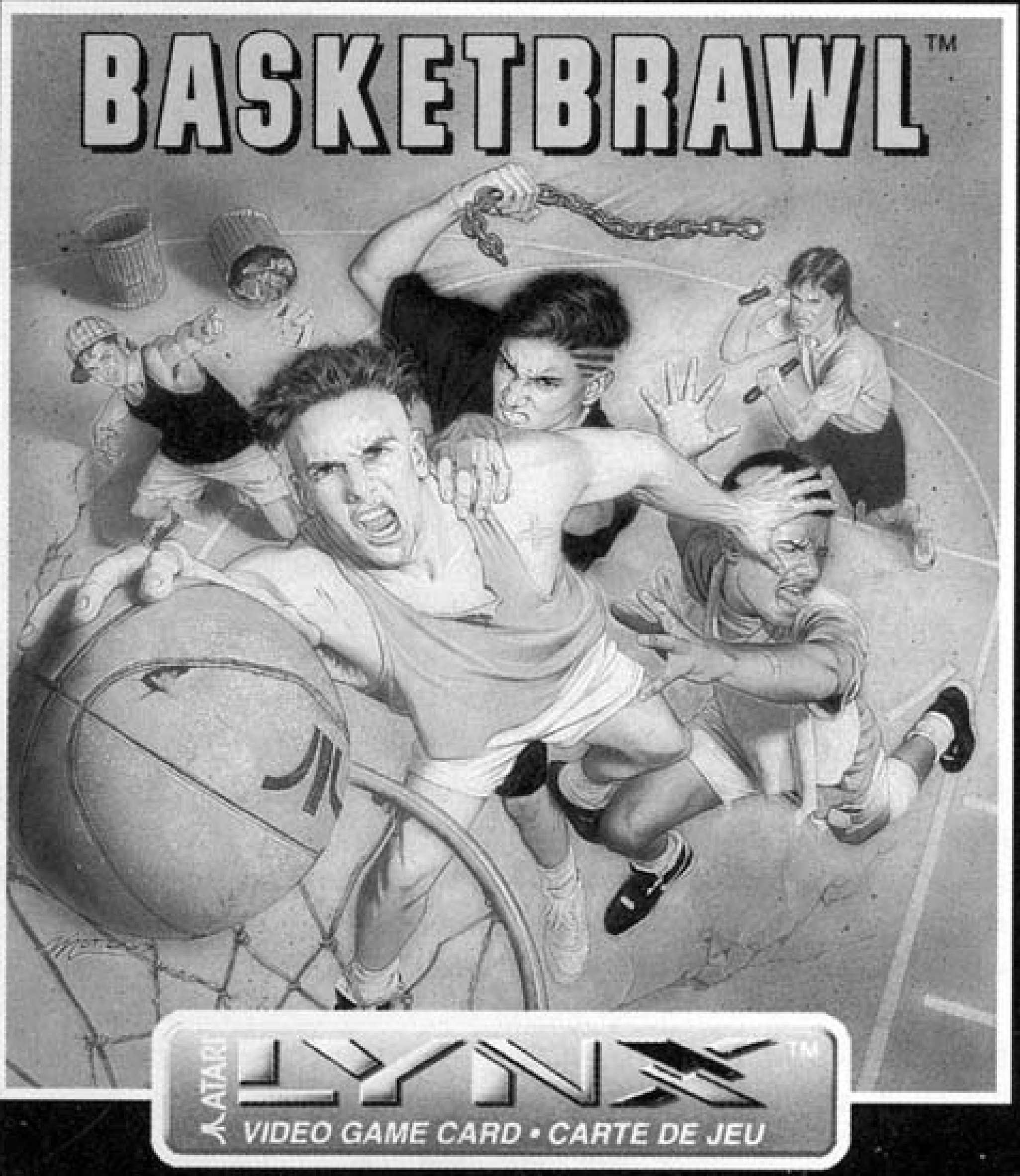

ATARI®

Atari Corporation is unable to guarantee the accuracy of printed material after the date of publication and disclaims liability for changes, errors, or omissions. Reproduction of this document or of any portion of its contents is not allowed without the specific written consent of Atari Corporation.

Basketbrawl, Atari, the Atari logo, Lynx and Comlynx are trademarks or registered trademarks of Atari Corporation. All rights reserved.

LYNX BASKETBRAWL

Battle for the hoop!

When city leaders started a basketball league to try to stop gang warfare, they never expected to see plays like this: Slash takes the ball and passes to Bubba. Bubba dribbles down court but loses the ball when he is hit by a knife thrown from the sideline. Vinnie grabs the loose ball. Slash punches Vinnie but Vinnie manages to pass to Simon. Simon aims for the basket and shoots, but a well-timed kick to the head by Bubba sends the shot wide. Vinnie gets the rebound after knocking Slash out cold. He shoots. The ball bounces off the bent rim, hits the backboard, and drops for two points!

Getting Started

1. Insert your Lynx Basketbrawl game card in your Lynx. In a two-player game, the other player will be your teammate. Insert a game card in each Lynx and connect the Lynx machines with a Comlynx cable.

2. Turn on the Lynx(es). The Title screen appears.

3. Press A or B. The Player Selection process begins with Simon (Screen 1). (Screen numbers in these instructions refer to the Gallery of Game Screens at the end of this manual.)

4. To select Simon, press A or B. To choose a different player, press the joypad right or left as you scroll through each player. To select a player, press A or B when that player appears on the screen.

5. After you make your player choice, the Starting Level Code screen appears (Screen 2). To begin the game at the first level, press A or B. To start at a higher level, enter the code for that level. Codes appear when you begin a new level. Codes allow you to return to the last level you played, but they do not save your character. To enter a code, move the joypad right or left to put the selector box over the letter you wish to change, then press the joypad up or down to change the letter. When the code is complete, press A or B.

6. A message about your opponent (the School Boyz in Level 1) appears (Screen 3). This message tells you what to expect from the team you will play. Read the message, then press A or B.

7. The Level screen appears. This screen shows the current level and game, the code for that game, and a picture of your opponent. There is also a taunt from your opponent. Press A or B to begin the game.

Playing the Game

The objective in Basketbrawl is to become the baddest gang in town by winning the Basketbrawl tournament. To win the tournament, you must play three games against each of the five gangs in your city. Each time you move up to the next gang, you

will play a team with more players and more dangerous weapons. Each game lasts six minutes. To win a game, you must outscore your opponent by shooting more baskets. Each basket is worth two points. If the game is tied after six minutes, the first team to score wins.

When the game begins, your player flashes as he waits for the ball to come into play (Screen 4).

The list below shows the Lynx controls for Basketbrawl.

PAUSE:	Pauses the game. Press PAUSE a second time to resume play.
OPTION 1:	Drop an item.
OPTION 1+PAUSE:	Restart the game.
OPTION 2:	Toggle the sound on and off.
OPTION 2+PAUSE:	Flip the screen.
A Button (Defense):	Punch or use a weapon.
A Button (Offense):	Tap quickly to shoot a basket. Hold down to pass to a teammate.
B Button (Defense):	Kick your opponent.
B Button (Offense):	Throw a Power Throw at your opponent.

During the game, objects will appear on the court. These objects, called power-ups, will help the player who picks them up. There are five types of power-ups:

Milk	Increases your health.
Lightning Bolt	Increases your shooting skill.
Fist (Screen 5)	Increases your power so you do more

	damage in brawls and shoot farther.
Heart	Increases your life level, which increases your stamina.
Sneaker	Increases your speed.

The power-ups stay with you during each court level, but their effects are erased when you move up to the next court.

Weapons (knife, Screen 6) also appear on each court. The weapons become more dangerous as you progress through the tournament. You can use a weapon to injure your opponent, but you cannot hold a weapon while you control the ball.

You can also injure your opponent by throwing the ball at him. This is called a Power Throw. Although Power Throws hurt your opponent, you should be careful. When you throw the ball at your opponent, you risk losing the ball. To use a Power Throw, hold down the B button. The player you will throw the ball at flashes. While holding down the B button, you can use the joypad to select a different target. Release the B button to throw the ball (Screen 7)..

As your player takes hits from an opponent, his health will decrease. When the health rating at the bottom left of the screen reaches zero, the player falls unconscious to the ground (Screen 8).

When a player is knocked out, his body becomes an obstacle on the court. You must go around the body to get to the ball and the basket. Players remain unconscious for a limited amount of time, then return to the action. If you knock out your opponent, take advantage of the situation and score as many points as you can while the other guy is down.

To recover faster, rapidly press and release the A or B button. When the player is down, you'll see his "recovery" meter on the bottom of the screen.

Opposing players are not the only dangers in Basketbrawl. A member of another gang roams the near sideline and throws knives at the players (Screen 9). These knives can severely injure an innocent player. There is also a referee. Although there are no penalty shots in Basketbrawl, the ref will walk onto the court when somebody does something wrong, or if he just feels like it, and will start to pound a player. Of course, you can also knock out the ref (Screen 10).

Strategy

There are no rules in Basketbrawl. It is truly a free-for-all. Do whatever you have to do to score more points than your opponent. Remember, while you are busy pounding on a player to put him on the floor, his teammate may score. You can't win just by knocking the other guy out; you have to score points. Pound the other guy when you get the chance, but don't forget to shoot some hoops.

Always try to get the power-ups. The last thing you need is a stronger opponent.

Don't be afraid to pass to your teammate, if you have one. Ball hogs do not win games. Besides, if you get your teammate mad enough, he may beat YOU up!

Scoring

Each basket is worth two points. The team to score the most points in a six minute game wins. If the game is tied after six minutes, the first team to score wins.

At the end of the game, players receive an overall score. This score consists of four parts.

Point Bonus:	10 points for each basket you score.
Extra Bonus:	10 points for each game point above your opponent's score.
Level Bonus:	Extra points based upon the level you complete.
Brawl Bonus:	Points for each player you knock out.

Bonus points are a good way to see how well or how poorly you play. The best gauge of success, however, is completing levels.

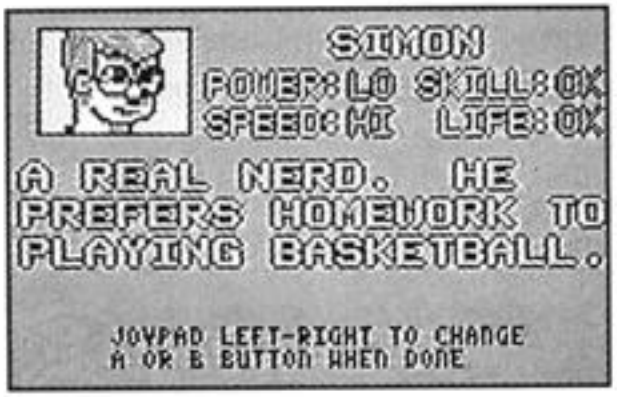

Screen 1

Screen 2

Screen 3



Screen 4

Screen 5



Screen 6



Screen 7



Screen 8

Screen 9



Screen 10

ATARI®

Copyright 1992, Atari Corporation
Sunnyvale, CA 94089-1302
All rights reserved.

C398105-034 Rev. A
Printed in Hong Kong.